

# FREE QUOTE REQUEST

1742 N. Case Street • Orange, California 92865 • Phone 714-532-9005 • Fax 714-532-9007 • Email: info@cabinetsquick.com • Web: www.cabinetsquick.com



PROJECT NAME OR NUMBER \_\_\_\_\_

CONTACT NAME \_\_\_\_\_

CELL \_\_\_\_\_

COMPANY NAME \_\_\_\_\_

PHONE \_\_\_\_\_

FAX \_\_\_\_\_

STREET ADDRESS \_\_\_\_\_

EMAIL \_\_\_\_\_

CITY, STATE, ZIP CODE \_\_\_\_\_

How did you learn about us? \_\_\_\_\_

## 1 PARTS & SHIPPING

- Assembled Cabinets  Flat Stacked Parts

## 2 CABINET (CASE) MATERIALS

- PARTICLEBOARD**  
 Melamine: Color \_\_\_\_\_  
 Laminate: Color \_\_\_\_\_
- PLYWOOD**  
 Laminate: Color \_\_\_\_\_  
 Veneer \_\_\_\_\_  
 Stain Grade  Paint Grade  Pre-finished
- MDF**  
 Laminate: Color \_\_\_\_\_  
 Veneer Type \_\_\_\_\_  
 Raw
- 
- FINISHED ENDS**  
 Color \_\_\_\_\_
- EXPOSED INTERIORS**  
 Color \_\_\_\_\_
- WALL BOTTOM MATERIAL**  
 Match Interior  Match Exterior

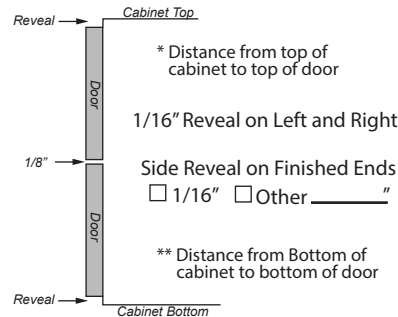
## 3 EDGEBANDING MATERIALS

- CABINET**  
 Color \_\_\_\_\_  
 Material:  PVC  Veneer  P-LAM  
 Thickness:  1/2 mm  1 mm  
 Face Frame - No Banding on Cabinet
- ADJUSTABLE SHELF**  
 Color \_\_\_\_\_  
 Material:  PVC  Veneer  P-LAM  
 Thickness:  1/2 mm  1 mm
- DOORS & DRAWERS**  
 Color \_\_\_\_\_  
 Material:  PVC  Veneer  P-LAM  
 Thickness:  1/2 mm  1 mm

By selecting this option Cabinets Quick will follow our typical standards and order delivery methods, only materials and hardware need to be specified.

## 4 CABINET CONSTRUCTION

- CONSTRUCTION**  
 Conformat with Dowels on Finished Ends  
 All Dowel Construction
- 
- DOOR REVEALS**  
 Base Cabinets:  
 \* Top:  1/4"  3/8"  Other \_\_\_\_\_"  
 \*\* Bottom:  0"  Other \_\_\_\_\_"
- Wall Hung Upper & Tall Cabinets:  
 \* Top:  1/8"  Other \_\_\_\_\_"  
 \*\* Bottom:  0"  Other \_\_\_\_\_"



- LIGHT VALANCE**  
 Light Valance  
 Height:  2"  1 1/2"  Other \_\_\_\_\_"
- Ripped Material 96"  
 Valance Height:  2"  Other \_\_\_\_\_" Qty \_\_\_\_\_

## 5 CABINET LINE (BORE) DRILL

- (A) Full 32mm Line Bore  
 (B) 32 mm Line Bore Per Opening  
 (C) Bore Only Required Holes
- 

## BASECABINETTOPS

- (A) Top Stretchers  (B) Full Top
- 

## DRAWERSTRETCHERS

- No Drawer Stretchers  
 (A) Drawer Stretcher at Top Drawer Only  
 (A, B, C) Drawer Stretchers at All Drawers
- 

## TOE KICK PARTS

- I will do my own  
 Provide Leg Levelers  
 Provide Ripped Door Material 96"  
 Toe Height  4"  Other \_\_\_\_\_" Qty \_\_\_\_\_
- Provide Integrated Toe  
 Toe Height  4"  Other \_\_\_\_\_"  
 Notch Depth \_\_\_\_\_"

## DOORS & DRAWERS

- SLAB DOORS & DRAWER FRONTS**  
 Provide Doors & Drawer Fronts  Yes  No  
 Color \_\_\_\_\_  
 Core:  Melamine  Plywood  MDF  P.B.  
 Grain Matching:  Yes  No
- DRAWER GUIDES**  
 Provide Drawer Guides with Order  Yes  No  
 Side Mount  Undermount
- DRAWER BOX PARTS**  
 Provide Drawer Boxes with Order  Yes  No
- 5/8 Dowel Drawer Box**  
 Melamine: Color \_\_\_\_\_  
 Prefinished Maple Ply
- 1/2 Dovetail Drawers**  
 Baltic Birch  Solid Wood Maple
- Legrabox**
- HINGES**  
 Provide Hinges with Order  Yes  No  
 120° Blum Standard Hinges (Inserta)  
 110° Blum Soft Close Hinges (Inserta)

## FINISHED SIDES (ENDS)

- Doweled Finished Ends  
 Applied Finished Ends  
 Base Finished End Scribe \_\_\_\_\_"  
 Upper Finished End Scribe \_\_\_\_\_"

## FILLERS

- Ripped Material 96"  
 Filler Width  \_\_\_\_\_" Qty \_\_\_\_\_
- I will do my own filler

Company Name


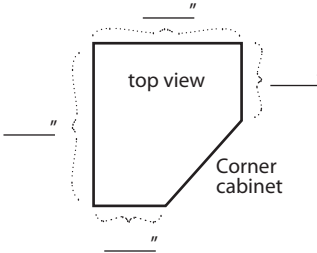
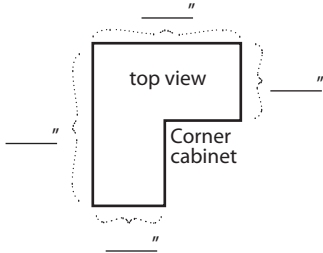
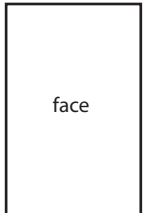
Project Name or Number

Room Name or Number

Item #	Cabinets Quick Template #	Quantity	Width	Height	Depth (excluding door)	Hinging: L, R, (P)air, (O)pen	Finished Ends: L, R, (B)oth	# of Vertical Partitions	Vertical Partitions: Specify interior clear opening from Left	# of Fixed Shelves	Fixed Shelves: Specify interior clear opening from Left	# of Adjustable Shelves	# of Drawer Fronts	Drawer Front Height: Specify from Top to Bottom	Additional Instructions: inset apron, false front, panels, fillers, need for edgebanding, etc.

Use this area to give us additional information and details as needed. NOTE: Provide INSIDE CLEAR dimensions or send sketch/CAD drawings for custom cabinets.

Appliance cabinet

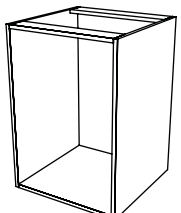
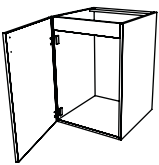

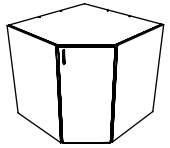
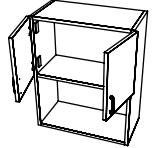
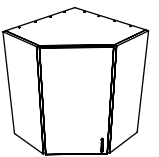
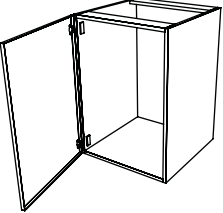
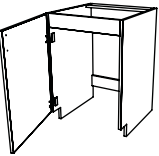
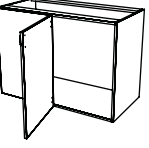
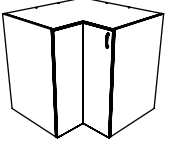
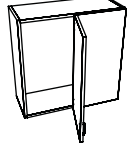
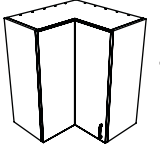
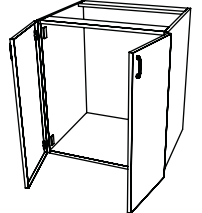

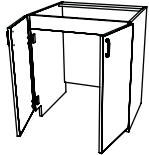


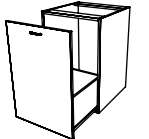

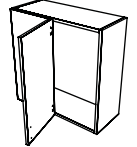
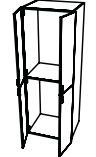
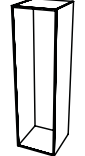
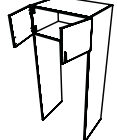
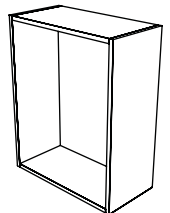
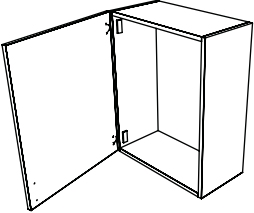
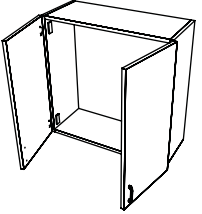
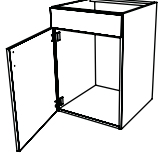
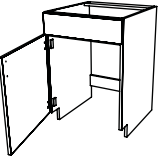

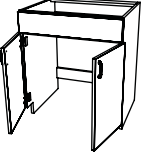





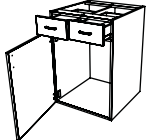


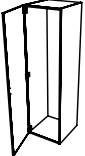
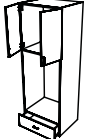
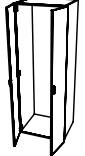

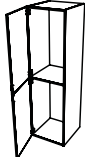


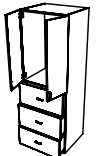


Custom Base Cabinet (Face View)



Custom Upper Cabinet (Face View)

# Cabinet Reference

Bases	Sink Bases	Base Corners	Upper Corners
 100	 201	 401R  401-45	 M602 Microwave  701-45
 101	 201ADA	 401L  401-90	 701R  702-90
 102	 202  202ADA	 411R  411L <b>Drawer Bases</b>  501T Trash  522T Trash	 701L <b>Talls</b>  804  800  802 Refer
<b>Uppers</b>  600  601  602	 301  301ADA  302  302ADA	 520  540  530  550  511  521H  512  522H	 801  812N  802  822DN  802E  831D  802UE  832D

Not all models are shown.  
Please see Catalog for details.